

# Camp Alexander Mack

## Highlights of What's Inside

- ⇒ “Preparing for Summer 2021” with Gene: Camp is developing its plan for a safe 2021 summer (p 2)
- ⇒ “Riddle Me This” with Jess: solve her riddle for a fun learning experience, then check it out at camp (p 3)
- ⇒ “Hope!” with Galen: volunteer days projects, Peace Garden year-end work, new roofs and needs (p 4)
- ⇒ “Tour Camp Virtually” with Deanna: visit Google Street View for some 360 views of Camp Mack (p 5)
- ⇒ “The Big Questions” with Todd: Camp Mack Festival intriguing assessments to plan 2021 (p 6)
- ⇒ “Apple Caramel Cupcakes” with Vanessa: a to-go meal dessert hit & fall favorite recipe to try (p 7)
- ⇒ “New to Camp: Geocaching!” with Kristen: rent a GPS from camp for a prize-hunting adventure (p 8)
- ⇒ Diversity Report (p 9); Upcoming Events (p 10)
- ⇒ Rentals Available (p 11); New Tree Art & helping Camp with Amazon Smile (p 12)
- ⇒ International Wear Your Summer Camp T-Shirt Day & Online Gift Shoppe Now Open! (p 13)

# MACKABILIA



**Camp Alexander Mack**  
PO Box 158 | 1113 E Camp Mack Rd, Milford, IN 46542  
574.658.4831 | [info@campmack.org](mailto:info@campmack.org)

# News from the Director

## Preparing for Summer 2021

In April, we made the difficult decision to cancel our in-person summer camp for 2020. There were a lot of reasons for the decision, but three of them really stood out. First, we were receiving a lot of confusing and changing information about what would be a safe way to hold camp. Secondly, we could not offer a camp experience that would give campers the kind of fun and community we believe is vitally important. Finally, we knew there was not enough time to plan for all the changes we would need to make.

When we made the decision, there was hope that COVID-19 would be resolved before the end of the year, and now we know that won't be the case. In fact, it is likely that all of us will continue to make some sacrifices and accommodations through 2021 and into 2022; although, we are optimistic things will have improved a great deal.

With all that said, it is crucial to our mission that we have summer camp in 2021. Our mission is to spread the good news of God's love to all. So many of our campers depend on the activity and community of camp. We cannot lose another year.

We now have a much better understanding of how the virus spreads, and we know how to take precautions to keep people as safe as possible. Since March, when we faced a lockdown in our state, our entire staff has continued to be COVID-free. We have developed protocols to keep our staff and our guests safe, and they have worked well. There have been no suspected cases of exposure through Camp Mack. Additionally, we are continuing to learn from camps who did hold sessions last summer, and area schools are showing us effective ways to provide safe environments and interaction.

Our mission is to provide sanctuary, connection with God, experiences in creation, and Christian community. Throughout these several months, our staff has been focused on how we can make these things happen even when safety requires some physical distancing or other restrictions. We have some great ideas.

We also have time to plan. In fact, the process we are using is already happening. A committee is meeting monthly to talk about all aspects of camp and to provide feedback to operations committees and staff. The operations committees are working on program, food service, safe facilities, rental camps, and registration. All of this is to ensure we can offer the best and safest experience possible next summer.



It also needs to be said that CAMP 2021 will not be entirely like the camps of the last few years. There will be changes, and these changes will be in place as long as COVID-19 poses a threat to our campers and families. Our goal, however, is to provide the core mission. Our campers need to feel safe; they need to be in the presence of God; they need to have incredible outdoor experiences; they need to have the powerful Christian community that is Camp Mack.

Please watch this monthly newsletter to see our plans as they develop. Our goal is to give you assurance that we are working hard to provide the program you expect from Camp Mack in as safe an environment as possible. One final thing. Go to: <https://www.surveymonkey.com/r/69RZL7V>, and share your thoughts with us about next summer. CAMP 2021 is on the way! How exciting!

Gene Hollenberg, Executive Director

### Riddle Me This



***Feathers without wings  
Knees but cannot run  
A heart eternal that does not beat  
Home in water and on land  
What am I?***

Did you get it? The clues all lead to the baldcypress tree. Although not native to Indiana, the beautiful tree with rusty orange needles in the autumn is one that can work well into our ecosystem here at camp. The baldcypress is native to the Southeastern US, but is very adaptable, living in swamps, flooded areas, and in drier areas.

***Feathers without wings.*** Taking a look at the needles on twigs, they are flat, soft, and the branchlets have a feather-like appearance. The baldcypress is considered a deciduous conifer, as it has cones but loses its needle-like leaves in the autumn. The needles make for easy cleanup in the autumn. Another deciduous conifer is the Tamarack tree. Camp Mack is at the southern end of their native range and we are blessed to have a few on property.

***Knees but cannot run.*** If you have been around a baldcypress swamp, you see the projections sticking up all around them. Woodcarvers love making these projections look like people. The pieces sticking up are called knees. Here at camp you may trip over them in the grasses near the trees.

***A heart eternal that does not beat.*** If you look at a cross section of cypress wood, the sapwood is a creamy wood, and the heartwood center can take on a yellow to red appearance. The heartwood has been called wood eternal for being rot resistant. I would use the word eternal also as trees commonly live to over 600 years old, and some in the south have been living for over a 1000.

***Home in water and on land.*** As mentioned before, baldcypress is highly adaptable to different environments. Many animals use the cypress as their homes, especially amphibians in an aquatic environment. So, as you've learned something new, come and get to know the cypress of camp along the shore of Lake Waubee.

Jessie Kreider, Program Director



# Sunny Camp Mack

## Hope!

We had volunteer work days and had five volunteers throughout the span of those three days. Marvene Pippenger and Kay Method did some painting in the north residence. At the Peace Garden, Judy DePue and Wayne Engdahl worked on the path at the entrance. It has edgers along the side and crushed limestone for the path. We also set the peace pole, and Judy is going to work on the lettering. At the bottom or lake end of the garden will be some swings. Camp's facility crew, Jim Bates, and Beth Sholly helped dig the holes (with a tractor-mounted post hole digger) and bring the base to grade. We then mixed concrete with a tractor-mounted cement mixer and poured the piers that the swings sit on. We now have ten pretty piers sticking out of the ground about six inches! Lynn and his crew continue to work on the beams and upright panels for the swings. With a little luck and some hard work, we will have the swing frames in place in the next couple of weeks. This will probably end work on the Peace Garden until next spring.

Due to the blessing of some donations, there is a new standing seam steel roof on Jacobs Well. Mast Construction came in and finished taking off the old shingles. They then put on the new metal roof. Wow does that look different and very nice. We were also able to purchase the shingles for the lower auditorium roof. We just need the time and some help in getting them on. Most of our retreat buildings were roofed in the late 90s and all need new roofs pretty soon. Gene is working diligently on getting some donors for the Sarah Major roof. We want to put a metal roof on it also.


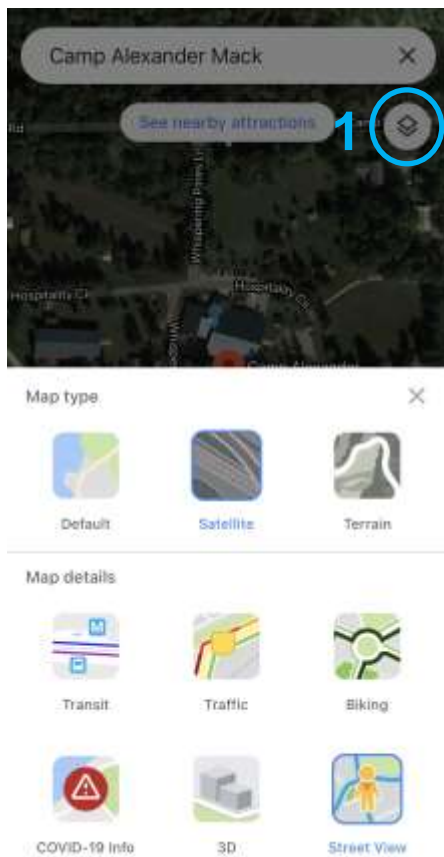
In the midst of the doom and gloom of COVID-19 and the problems it has caused, we still have reasons to celebrate and have hope for a bright future for this "sanctuary where people connect with God".

Galen Jay, Facility Director



# Be Our Guest

## Tour Camp Virtually



Want to feel like you are actually at Camp Mack? You can now view several iconic sites at camp from wherever you are. Todd and I have been adding 360 degree views of Camp Mack onto Google Street View so that anyone can virtually tour camp! He has done a great job of scoping out the sites and uploading the images. We have been working with the facility crew to prepare the spaces and shoot informative views of camp. Right now, there are images of Kate Warstler Dining Room (partially set with dining rooms A, B, and C all open, and then A separately and B and C together), Turkey Creek Meeting Room, John Kline Welcome Center back porch with Arky Parky, Wedding Hill, the Lakeside Venue below Shultz Chapel, and Vesper Hill. Other inside spaces will be added this month so that you can view inside lodges and other rentable spaces.

This is still a work in progress! We are working on ways to present the map more clearly (with likely a labeled image to navigate) and have it accessible through Camp's website at [campmack.org](http://campmack.org).

How to view these spaces (directions from the Google Maps phone app below, but can be accessed on Google Maps on the device of your choice with a similar process):

1. Open up your Google Maps app (or, if you do not have the app on your phone, download it in your phone's app store first) and click on the round icon in the upper right corner that has layered squares on it. Choose the "Street View" option with the cartoon person in the map image.
2. Search for "Camp Alexander Mack" in Milford, IN and zoom in to see the various blue circles around camp. Click on each one to view a spherical image of the space.
3. Scroll left, right, up, and down to see the space from that viewpoint.

Deanna Beckner, Guest Services Director



# Another Way of Giving

## The Big Questions

The first Saturday in October, I sat in my office thinking how quiet it was. I wrote on a Facebook Post for Camp, “There are no food booths setting up. We miss the sound of the auctioneer selling quilts and antiques. Most of all, we miss the sound of friends, new and old, building community on the shores of Lake Waubee. Today should have been another great Camp Mack Festival.”

It was definitely a sad feeling to watch the day go by without the usual excitement, but I also had excitement toward the meeting I had Sunday afternoon. The festival committee gathered via Zoom to dream big about the future of the festival. We pored through the survey results that many of you provided, and we did a deep dive into the finances of past years.

Committee members shared new ideas and hopes for the future of the festival. We talked about how many booths we should have and where children’s activities should be located. We came up with new activity ideas so we can look to make the festival more engaging for all ages and families in the future.

The next Sunday, we finished our first ever online auction. With only 15 items, we raised as much as an average auction. Plus, with its online format, we engaged with people who couldn’t normally come to the festival. This has opened up a whole new round of big questions about the festival.

Without having to cancel this year’s festival, I doubt these discussions would have happened. We had time to ask the big questions about this staple of the Camp Mack calendar. Does Camp Mack Festival need a complete overhaul? No. Should we always be working to make the festival better? Absolutely. I look forward to seeing Camp Mack Festival 2021.

Todd Eastis, Director of Development and Business



# Kitchen News

## Apple Caramel Cupcakes

For our Tuesday To-Go meals the other week, I decided to switch up the dessert a little bit and make a fall themed cupcake. I didn't have any pumpkin on hand, so I went searching for a spice cake recipe and came across this spiced apple cake. It sounded so good with a caramel frosting and homemade caramel drizzle. I decided against making caramel from scratch when I made these because there was an excess of caramel sauce already in our dry storage room. I'm sure the homemade would have made them even more delicious, but it was nice to use something I already had on hand. The kitchen smelled so good as these cupcakes were baking. The office staff commented about how the whole building was smelling like fall. After we served all the to-go meals, there were several leftovers and Program Director Jessie said they were one of the best cupcakes she had ever tasted. This recipe is definitely one that we will save and use again.

### INGREDIENTS

#### Frosting:

- 1/2 c sugar
- 1/4 c water
- 1/2 c heavy whipping cream
- 2 tsp vanilla
- 12 Tbsp butter, room temperature
- 1/4 tsp salt
- 1 c powdered sugar

#### Cupcakes:

- 1 1/4 c flour
- 1 tsp baking powder
- 1 tsp cinnamon
- 1/2 tsp salt
- 1/4 tsp ground ginger
- 1/2 c granulated sugar
- 1/2 c brown sugar
- 1/4 c butter, room temperature
- 1 egg
- 1/2 tsp vanilla
- 6 Tbsp buttermilk
- 1 1/2 c shredded apple, peeled (any kind, I used Gala)



### INSTRUCTIONS

#### Frosting:

1. Stir sugar and water together in a small pot and bring to a boil over medium-high heat. DO NOT STIR. Let it boil for 5-6 minutes or until it starts to turn a light caramel brown color. Remove from heat and slowly stream in the cream while stirring. Stir in the vanilla. Let it cool to room temperature (about 30 minutes). Meanwhile, make the cupcakes.
2. In a standing mixer, use the paddle attachment to beat the butter and salt together for 3 minutes at medium speed until light and fluffy. Add the sugar and mix it in starting with a low speed. Add half of the caramel (reserve the rest for drizzling) and beat for 2 minutes on medium speed until light and fluffy (scrape the sides of the bowl as needed).
3. Place frosting in a piping bag fitted with a star tip and pipe onto cooled cupcakes. Drizzle with caramel and serve.

#### Cupcakes:

1. Preheat the oven to 350 degree F and line a muffin tin with 12 cupcake paper liners.
2. In a mixing bowl, combine flour, baking powder, cinnamon, salt, and ginger together. Set aside.
3. In the bowl of a standing mixer beat butter and sugars together until light and fluffy. Mix in the egg and vanilla. Mix in the flour mixture a little at a time until just combined and then add the buttermilk and mix until combined. Fold in the shredded apple.
4. Spoon batter into cupcake liners filling them 3/4 full. Bake for 22-25 minutes or until toothpick comes out clean.
5. Let cupcakes cool for a few minutes in the tin and then remove onto a rack to cool completely before frosting.

Vanessa Bohannon, Food Services Director

## Education Station

### New to Camp: Geocaching!



Part of the grant that funded our new high ropes course also funded starting a geocaching class for our outdoor education program. It's been fun for the kids, but we'd also like to share this activity with all of you!

Geocaching is treasure hunting with a GPS, and it's a great family activity. We've hidden more than a dozen geocaches around camp and in the wilderness area. You use a camp-provided GPS to navigate to the waypoints, then find the cache filled with prizes! You can also sign the logbook to let us know you found it.

The process is simple if you want to try out Camp Mack geocaching: stop by the office during regular office hours to rent a GPS for the day for only \$10. Each GPS comes with an instructional page on how to use it. The coordinates for the geocaches at camp are only found loaded onto our GPS units and are not found on public geocaching sites at this time, so you'll have to rent a GPS from us if you want to find the caches at camp.

You can also geocache around your hometown and even in other parts of the world. There are more than 3 million geocaches hidden around the globe in 191 different countries (there are even caches hidden in Antarctica)! Go to [geocaching.com](http://geocaching.com) or download the app onto your smart phone and see where there are hidden caches near you. Geocaching is a great way to get the family out of the house and get some exercise while also seeing places you may have never visited before.

Geocaching is also a great excuse to come and enjoy the last of the beautiful fall colors here and spend some time outdoors before it gets chilly. We hope to see you soon!

Kristen Werling, Outdoor Education Coordinator



## Diversity Report

Through the month of October, some staff have participated in the *30 Days of Anti-Racism* program prepared by the United Methodist Church. Activities are mostly reflective and personal. Some of these involve journaling, prayer, individual study, and engaging with videos, art, and music. Others encourage participation in the community at places where people of color are often served. Staff found that there were a few activities that were not possible at this time; however, there are promises to complete them at some point in the future.

The program was effective as a spiritual discipline. It created space for listening to other voices, interacting with people in new ways, examination of biases and attitudes, and opportunities for movement of God's Spirit in our souls.

During the month of November, we will examine our policies and procedures related to hiring. Our first look at these gives us the impression that we do not actively discriminate; however, there is a concern that we are not visible or accessible to people of color. It is important that we continue to seek the best and most qualified employees for positions, but we also have to make sure that search is an open one that provides equal opportunities for all.



## Upcoming Events

All events will adhere to state and local guidelines and are subject to change accordingly. Before participating, please be considerate of other people's health by assessing your own. Thank you.

**November 14—Sandhill Cranes Trip** Travel with us to the Jasper-Pulaski Fish and Wildlife Area. Observe upwards of 10,000+ cranes in the field from the observation platform as they fly in and dance while traveling along their migration route. This event should be on every birder's life list. Saturday 2p–10p. Meet at the John Kline Welcome Center to then go offsite. Cost: FREE. Leader: Jess Kreider. Come dressed for the weather. Bring binoculars. \*Due to social distancing not being an option in vehicles, we will meet at camp and caravan. We will travel Highway 6 to view Sandhill Cranes in the field close to Walkerton before heading down to Jasper-Pulaski.



**December 5—Wreaths and Swags Get-A-Way Day** Are you getting in the Christmas spirit? Are you ready to deck your halls? Make a traditional Williamsburg Wreath, Christmas wreath, or a swag using greens and fresh fruit to grace your door this Christmas season. Saturday 9a–3p. Ulrich House Basement. Cost: \$30 (Lunch and all materials included). Leader: Karen Kauffman. Bring gloves.



**December 5/6—Christmas Cookies Get-A-Way Day** Fill your cookie jar for the holidays! Camp provides the ingredients, measuring utensils, and mixing bowls. You bring the family or friends (or just yourself), mix the dough, sample cookies, and sip hot chocolate. Best of all, camp cleans up the mess! Choose 4 batches of cookies (each batch makes about 3 dozen cookies). Saturday 9a–1p and 12p–4p, and Sunday 12p–4p. John Kline Welcome Center. Cost: \$50 (lunch and all baking materials included). Leader: Jess Kreider. Please bring an apron and containers to take home your cookies. There are three sessions to choose from—please choose Saturday a.m. or p.m. or Sunday p.m. Cookie choices: chocolate chip, double chocolate chip, ginger snaps, sugar cookies, monster cookies, oatmeal raisin, butter cookies (this cookie will be pre-baked and ready for you to decorate!), peanut butter, snickerdoodles, and snowballs (a.k.a. Mexican Wedding Cookies). Additional batches and lunches are available at additional charges.



**December 12—Children's Christmas Party** Parents, drop off your kids at Camp Mack, and then head out for a day of shopping, dining, and relaxing while your children have the time of their lives. We provide them with two meals and a snack while playing games, singing Christmas carols, hearing the Christmas story, doing crafts, decorating cookies, and more. This is for children ages 5–12. Saturday 11a–7p. Cost: \$25 (includes two meals, a snack, and all activity supplies).



**December 31—January 1—New Year's Eve Retreat** "Creation Speaks" is the theme! Great fun for youth and peace of mind for parents. Why bring in the New Year sitting at home when you can have a great time reuniting with friends from summer or introducing someone new to Camp Mack? This is the place to be counting down the minutes until the ball drops at our very own "Times Square" event. This event is filled with awesome activities indoors and out, live DJs, dancing, Bible study, games, free time, and more. This event is for youth in 6th through 10th grades. If you are interested in chaperoning, contact camp. Event details will be released by Wednesday, November 25th.



**January 16—Camp Rep Meeting** Saturday, January 16, 2021—Camp reps mark your calendars!

**Cancelled events: Pastor's Sabbath and Volunteer Banquet**



## Rentals Available!

# BRING YOUR FAMILY & FRIENDS TO **CAMP MACK** THIS FALL & WINTER

Camp Mack has lodges and yurts to rent to families and groups looking for a getaway to a safe and relaxing space. As the weather cools, the Mission Village yurts and all three camp lodges provide heated camping options at varying capacities. Book your reservation now!

Each yurt/lodge rental includes:

- A fully prepared and disinfected space
- Bathhouse/restroom dedicated to your family
- Campfire circle with wood
- Use of all camp green spaces and trails
- The experience of connecting with God in this holy place

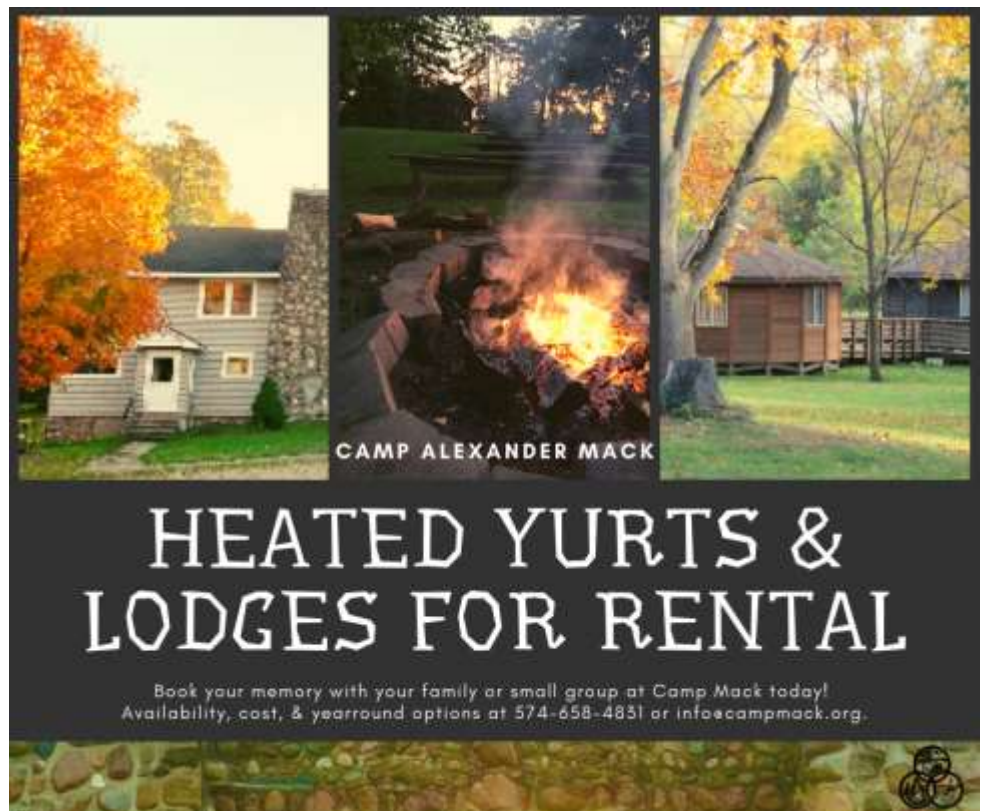
Families will be able to choose additional options to add to their stay:

- Meals may be available at regular rates with different options to choose from
- Kiosk rental with table service, Dutch ovens, and other campfire cookware for outdoor cooking may be available
- Popcorn campfire (popped by the Camp Mack staff in a kettle)
- A night hike through Camp's trails with flexible timing
- Archery Session
- Geocaching
- Wagon Rides
- And more!

Call the Camp Mack office at 574-658-4831 or email a request to [info@campmack.org](mailto:info@campmack.org) to ask about availability and prices.

Dining room space is also available for rental for banquets, parties, etc.

Get away to a safe and beautiful place to make new memories and connect with God!



CAMP ALEXANDER MACK

## HEATED YURTS & LODGES FOR RENTAL

Book your memory with your family or small group at Camp Mack today!  
Availability, cost, & yearround options at 574-658-4831 or [info@campmack.org](mailto:info@campmack.org).



## New Tree Art in the John Kline Welcome Center

Artist and member of the Northview Church of the Brethren, Dave Thornburg built this tree for the large wall in the John Kline Welcome Center. This will be the anchor for camp's wall to recognize donors for capital projects. The tree is made of recycled materials. Come check it out! (Pictured is David Beery assisting Dave Thornburg in mounting the tree the last week of October.)



## Consider this as you order Christmas presents!

Camp Mack is currently working hard to make up for lost income this year. It is not easy, and we have had limited success. However, there is one way you can help that is easy and simple.



Amazon has been one of the big winners during the pandemic. Mostly because it is able to help people get the things they need in ways that keep them physically distanced and safe. For years now, they have had a program called **Amazon Smile**. Anyone who purchases from Amazon can participate. It's so simple. When you buy something from Amazon, a small donation is made to the charity of your choice.

Camp Mack is one of the charitable organizations that is registered, so you can help us by registering at Amazon Smile and selecting us as the organization, or you can switch to us if you are already registered.

For more information, you can follow this link:

[https://smile.amazon.com/gp/chpf/about/ref=smi\\_aas\\_redirect?ie=UTF8&%2AVersion%2A=1&%2Aentries%2A=0](https://smile.amazon.com/gp/chpf/about/ref=smi_aas_redirect?ie=UTF8&%2AVersion%2A=1&%2Aentries%2A=0), or you can sign in to your Amazon account and click on "Customer Service." Under "Find more solutions," type in "Amazon Smile."

Each individual contribution isn't huge, but together, we can make a difference. If you have any questions, please email [todd@campmack.org](mailto:todd@campmack.org), or call the Camp Mack office.

## International Wear Your Summer Camp T-Shirt Day

If you have a Camp Mack shirt or sweatshirt, please join in wearing one on Tuesday, November 10th for International Wear Your Summer Camp T-Shirt Day. Whether you wear it to work, as loungewear at home, as an undershirt like a Superman costume, or as a mask, may you wear it and think about good times at camp. Check out the new online gift shoppe to purchase camp apparel.

If you are on social media, post to your page or story a picture of you (and maybe your friends and family, too) wearing a camp shirt. Don't forget to tag Camp Mack. Or, send your picture directly to Camp Mack via email or Facebook. Let's remember the great things in life like camp.

Thank you for your support and for wearing your camp shirts with pride.



## Online Gift Shoppe Now Open!



Does the cooler weather have you reaching for a sweatshirt, sweatpants, and a warm beverage? The Camp Mack online gift shop is now officially open for you to add to your Camp Mack collection. More items will continue to be added. Visit: <https://one.bidpal.net/campmack/welcome>

